

SEAL&BOND PU 40-600ml

CHEMIPOL
Sealant and Adhesive
SEAL&BOND PU 40
600ML



FLEXIBLE



WEATHER RESISTANT



INDOOR/OUTDOOR



GRAN ADHESIÓN



PAINTABLE



MULTIPLE SUBSTRATES



CONSTRUCTION



ASSEMBLY



AUTO



FRAMING



DUCTING

PRODUCT DESCRIPTION

SEAL&BOND PU 40-600ml is a single-component polyurethane based Sealant and Adhesive, with high elasticity, excellent mechanical performance and great resistance to weathering. It forms a flexible and resistant joint in most construction materials.

CHARACTERISTICS

- ✓ High elasticity
- ✓ Can be applied inside and outside
- ✓ High movement capacity (25%)
- ✓ Good resistance to UV rays and bad weather conditions
- ✓ High chemical resistance to salt water, grease, detergents, etc.
- ✓ Excellent adhesion on construction materials, without primer
- ✓ Paintable after curing
- ✓ Ideal for expansion joints

TECHNICAL SPECIFICATIONS

Property	Value	Standard
Chemical Base	polyurethane	-
Density at 20°C	1,15 ± 0,03	-
Film formation time (23° and 50% R.H.)	2 mm/24h	-
Curing time at (23° and 50% R.H.)	+5°C até +35°C	-
Application temperature	≈ 40/14 dias	-
Hardness (Shore A)	8-8,5 N/mm	-
Tear strength	≈1,3 MPa	ISO 34
Modulus at break	>0,4 Mpa	ISO 37
Modulus at 100%	> 500 %	ISO 8339
Elongation at break	-30°C a +80°C	ISO 37
Temperature resistance	2 mm/24h	-

Resultados ensaiados em laboratório.

APPLICATIONS

Specially formulated for bonding and sealing of various construction materials and for expansion joints, in window frames, automotive industry, assembly and piping.

This Glue and Sealer adheres without primer on substrates commonly used in construction, such as wood, anodized aluminium, polyester, glass, concrete, stone, ceramic, iron, brick.

For difficult materials, including PVC plastics, ABS, PMMA or materials such as lacquered aluminium and metal, we recommend preliminary testing to determine if the surface needs preparation.

METHOD OF APPLICATION

PREPARATION

- Surfaces must be thoroughly clean and dry, degreased and free of any friable particles which might impair adhesion. Acetone, alcohol or a degreaser can be used to clean the substrate. Check compatibility of **SEAL&BOND PU 40-600ml** with the substrates. If necessary, apply a primer according to instructions.
- For better adhesion rub the metal surfaces before use. Subsequently, re-clean the surface and allow to dry. We recommend cleaning the concrete with a metal brush.

APPLICATION

- If necessary, use joint bead to avoid tri-point contact and observe the width/depth ratio defined by the following rule: ideal joint depth = joint width / 2, with a minimum depth of 8mm (check expansion joint table at the end of the document).
- The application temperature must be between +5°C and +35°C.
- Apply crepe tape on the sides of the joints to protect the places where it should not have contact.
- Cut the tip and place in the cartridge. It is recommended that this cut be made at 45°C, at the diameter required for sealing the joint.
- SEAL&BOND PU 40-600ml** can be applied using a manual or pneumatic gun
- Apply the product in uniform, continuous beads for sealing, and/or in dots if gluing, at regular intervals of a few centimetres.
- After application, use a spatula to smooth the joint with soap and water and remove the crepe tape before filming. If gluing, apply pressure between the materials to be glued.

The curing process begins when it comes into contact with air humidity, this being done from the outside inwards by 3mm every 24 hours.

CLEANING

- Tools can be cleaned, acetone before the sealant cures.
- After curing, it can only be removed by mechanical action.

PAINTING

- It can be painted with most water based paints after the product is fully cured.
- If the paint is solvent based, tests must be done beforehand.

RESTRICTIONS OF USE

Once opened, it must be used within 24 hours of opening the cartridge, otherwise the sealant may harden.

Avoid any contact with uncured MS polymer, polyurethane hybrid or silicone sealants as well as contact with alcohol or ammonia during curing.

SAFETY INFORMATION

Should be used in ventilated areas, avoiding contact with skin, eyes and mucous membranes. Keep out of reach of children.

For further information and advice on the safe handling, storage and disposal of chemical products, the user should refer to the most recent version of the Material Safety Data Sheet containing physical, ecological, toxicological and other safety-related data.

STORAGE CONDITIONS AND SHELF LIFE

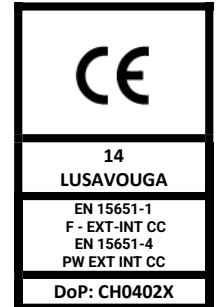
Store in a cool, dry, well-ventilated environment between +5°C and + 25°C, away from sources of heat and moisture. Shelf life 18 months if stored under recommended conditions, otherwise shelf life may be shortened.

In cold weather, store cartridges at approximately 20°C before use.



CERTIFICATIONS

CE Marking and Declaration of Performance for::

- ❖ Sealant for non-structural use in joints in buildings for exterior and in accordance with the European standard **EN 15651-1 (F EXT-INT CC)**
- ❖ Sealant for indoor and outdoor pedestrian walkways (suitable for use in cold climates) in accordance with the European standard **EN 15651-4 (PW EXT INT CC)**



PACKAGING

Reference	Description		ml		EAN
CH04020021	CHEMIPOL SEAL&BOND PU 40-600ml	Branco	600	20	5604630211055
CH04020022	CHEMIPOL SEAL&BOND PU 40 -600ml	Cinza	600	20	5604630211062
CH04020023	CHEMIPOL SEAL&BOND PU 40-600ml	Preto	600	20	5604630211079
CH04020024	CHEMIPOL SEAL&BOND PU 40-600ml	Castanho	600	20	5604630211086

ADDITIONAL INFORMATION

Expansion Joints

Use **SEAL&BOND PU 40-600ml** in expansion joints in order to fill the space between two substrates to prevent water penetration, accompanying the movements of the body. Depending on the type of masonry, the minimum and maximum width and depth of the joints must be taken into consideration, as well as the recommended joint dimensions.

Initial width em mm (Wo)				
Type of masonry	Mín.	Máx.	Depth	Tolerance
Heavy prefabrication and traditional masonry	8	40	D = Wo /2 com mínimo 8 mm	± 10%
Light façade and light prefabrication	5	30/35	D = Wo /2 com mínimo 5 mm	± 10%
Recommended Joint dimensions				
Width (minimum)	Width (maximum)	Depth (minimum)*		
5 mm	35 mm	5 mm		
5 mm	20 mm	5 mm		

The depth of the joint must be at least half the width without being less than the minimum value indicated.

Note: This technical sheet cancels and replaces others previously issued for the same product. The technical information given, verbally or in writing, is based on our current knowledge, given in good faith and supported by various laboratory tests. Taking into account the diversity of factors that may affect the product during its use, as well as the various application techniques, the user is responsible for confirming and carrying out his own tests and experiments, whether the product is suitable for the process and type of use in question. For these reasons, any application of the product is carried out under the sole responsibility of the user, and CHEMITOOL cannot be liable for any losses or damages, directly or indirectly resulting from the application. All features, specifications and product images are subject to change without notice.