

CONTINUOUS RIM DIAMOND SAW BLADE - BLACKLABEL

The CHEMITOOL BLACKLABEL diamond saw blade has been designed to ensure greater profitability and cutting performance, with the strictest safety certification (oSa). It is indicated for professional cutting jobs on the most diverse materials.

The BLACKLABEL range is distinguished by the excellence of the materials used in its manufacturing process, thus offering a high quality and safe product.



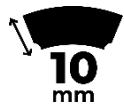
- ✓ **oSa Certification**
- ✓ **10mm segment height**
- ✓ **High cutting performance**
- ✓ **Great stability and job safety**
- ✓ **Resistance to breakage**
- ✓ **Low vibration**
- ✓ **Long tool lifetime**

The CHEMITOOL BLACKLABEL diamond saw blade is composed of a dense concentration of high quality and high-performance diamond grain. It has a segmented height of 10mm, thus allowing a longer working life.

The continuous rim blade has as its main characteristic, the smoothness and perfection in the cut, when used in wet and dry applications. The continuous rim segment allows the debris to be released easily, helping not to soak, achieving an excellent quality finish on harder and glazed materials.



**PRO
SERIES**



**PERFECT
FINISH**



Packed in individual blister.

Abrasive

Professional diamond grain

Suitable for



Tiles, ceramics and fine natural stone

Compatible machine

Angle grinder



CHEMITOOL BLACKLABEL diamond blades comply with European standards (EN 13326), along with oSa certification.

SAP	Ø (mm)	Hole Diameter (mm)	Segment Height (mm)	Segment Thickness (mm)	R.P.M.	Format			EAN
CHA0303115000OSA	115	22,23	10	1,8	13300	Flat	1	100	5604630110549
CHA0303230000OSA	230	22,23	10	2,6	6600	Flat	1	20	5604630110563

Note: The technical information provided, verbally or in writing, is based on our current knowledge and should be regarded as non-binding collaboration. The use of the product is beyond our control, therefore we disclaim all liability for improper use of the product. The customer is responsible for confirming and evaluating (through testing) whether the product is suitable for the process and type of use in question. Our purpose is exclusively to guarantee the quality of the products according to our standards.

SAFETY RULES

Before operating CHEMITOOL diamond saw blades, please read these instructions carefully and retain it for future reference.

These instructions must accompany the operator regardless of its use, industrial, professional or non-professional. For detailed and complete safety information on EN13236, be sure to also read the instruction manual of the machine to be used.

1) Product storage:

CHEMITOOL diamond saw blades must be handled with care and properly stored in a dry environment, ensuring that the packaging is not damaged.

The storage of diamond saw blades should be done in a stable place, preferably above the ground, thus avoiding humidity and, if possible, in a properly ventilated area.

2) Importance of careful machine maintenance:

The most common cause of disc breakage can be related to incorrect rotations per minute from use, abuse and/or careless handling of the machine. Therefore, adapting the regular maintenance, service and inspection procedures of the machine is of great importance to increase the useful life of the machine and diamond saw blade.

Regular inspection and maintenance procedures are the responsibility of the user. All machines should be regularly inspected to make sure the blade fit is in good condition in terms of size and shape. It is also important to check if the speed at which the machine is operating is within the safety standards indicated by the manufacturer, so that there are no deviations that could risk the nominal speed of the disc in use. Complementing the obligations of the EN13236 standard.

WARNING: The use of the diamond saw blade can generate and/or release dust residue, which can cause serious and permanent respiratory or other injuries. Always wear protection suitable for dust exposure. When using the disc, direct the cutting part away from your face and body.

Make sure that the diamond saw blade is suitable for the intended purpose as indicated on the product and in the applications table. In case of doubt, contact the supplier.

3) The following "MUST" and "MUST NOT" should be used as a guide for the proper use of a diamond saw blade:

MUST always handle and store CHEMITOOL diamond saw blades with care.

MUST perform an inspection of the maximum machine rotations and make sure that it does not exceed the maximum speeds marked on the disc.

MUST visually inspect all discs for any cracks or breaks before assembling them in the machine. **DO NOT USE DAMAGED DIAMOND SAW BLADES.**

MUST make sure the hole diameter fits properly in the machine setting. It is clean, flat, and is suitable for the type of disc to be assembled.

MUST ALWAYS use the machine protection, which covers at least half a disc.

MUST test new discs in a protected area, with the protection on the machine, for at least one minute before use.

MUST ALWAYS wear protective goggles or a suitable face shield.

MUST ALWAYS wear personal protective clothing such as a mask, gloves, and hearing protection.

MUST hold the workpiece firmly before cutting or grinding.

MUST make sure the machine is disconnected from electrical or battery power supply and with the button in the off position before assembling a new disc.

DO NOT use the diamond saw blade that are broken or have been dropped, making them unsuitable for use.

DO NOT force the diamond saw blade when assembling on the machine or change the hole diameter. If you find that the diamond blade does not fit correctly in the machine, you need to find one that fits correctly.

MUST NOT exceed the maximum rated speed present on the diamond saw blade.

DO NOT use fittings where the thread is not clean or there is some deformation of the thread, thus avoiding the correct connection between the flange and the thread.

DO NOT tighten the clamping flange with excessive force.

DO NOT use the diamond saw blade in machines that are not suitable for the disc's function.

DO NOT start the machine until the guard is properly assembled and secured.

DO NOT stand in front of a diamond saw blade while the machine is running.

DO NOT side grind with a diamond saw blade, unless it is appropriate for the purpose.

DO NOT grind or cut material for which the blade is not designed.

WARNING: To minimize the risk of accidents, always wear suitable eye and respiratory protection.

The user is responsible for the use of the diamond saw blade, ensuring that knowledge of the safety instructions has been strictly observed.

CHEMITOOL shall not be liable for any damage cause to persons, animals or objects in the event of failure to comply with the instructions and safety rules contained in this user's guide or improper maintenance of the tool.

Note: The technical information provided, verbally or in writing, is based on our current knowledge and should be regarded as non-binding collaboration. The use of the product is beyond our control, therefore we disclaim all liability for improper use of the product. The customer is responsible for confirming and evaluating (through testing) whether the product is suitable for the process and type of use in question. Our purpose is exclusively to guarantee the quality of the products according to our standards.