

T.C.T. SAW BLADE HARD WOOD / MDF



The CHEMITOOL Tungsten Carbide Tipped Saw Blade was developed to provide the professional with an excellent relation between quality and cutting performance

- ✓ Excellent quality/value ratio
- ✓ Tungsten carbide teeth
- ✓ High cutting performance
- ✓ Great stability and work safety
- ✓ Resistance to breakage
- ✓ Low vibration
- ✓ Long tool lifetime

The CHEMITOOL TCT Saw Blade its composed by high quality tungsten carbide teeth welded in an automatic process. The saw blade body and expansion grooves are laser cut to provide robustness and precision, avoiding deformation in order to obtain an optimal quality/value ratio.

The main characteristic of the construction TCT saw blade is fast and aggressive cutting. The ATB (Alternate Top Bevel) tooth geometry together with the disc shape allows this type of saw blade to make universal cuts in hardwood, plywood and MDF.

Packed in individual blister.

**FAST
CUT**

**CLEAN
CUT**

**PRECISE
CUT**

Tooth
Tungsten carbide



Suitable for
Hardwood, tropical hardwood, particleboard and MDF

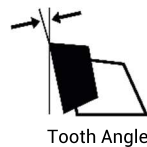
Compatible Machine
Circular saw, mitre saw, table saw and immersion saw



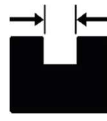
The CHEMITOOL insert discs comply with the European standards (EN 847-1)

Note: The technical information provided, verbally or in writing, is based on our current knowledge and should be regarded as non-binding collaboration. The use of the product is beyond our control, therefore we disclaim all liability for improper use of the product. The customer is responsible for confirming and evaluating (through testing) whether the product is suitable for the process and type of use in question. Our purpose is exclusively to guarantee the quality of the products according to our standards.

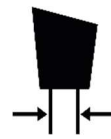
SAP	Ø (mm)	Hole Diameter (mm)	Number of Teeth	Tooth Type	Tooth Angle	Tooth Thickness (mm)	Body Thickness (mm)	Extra Ring (mm)			EAN
CHA1602165048200	165	20	48	Alternate Top Bevel	10°	1,8	1,2	16	1	50	5604630094832
CHA1602165048201	165	20	48	Alternate Top Bevel	5°	2,6	1,6	16	1	50	5604630140423
CHA1602184040200	184	20	48	Alternate Top Bevel	10°	2,6	1,6	16	1	50	5604630140454
CHA1602190028300	190	30	28	Alternate Top Bevel	10°	2,6	1,6	-	1	50	5604630094818
CHA1602216048300	216	30	48	Alternate Top Bevel	0°	2,4	1,8	-	1	25	5604630138352
CHA1602300048300	300	30	48	Alternate Top Bevel	10°	3,2	2,2	-	1	10	5604630138369
CHA1602305072300	305	30	72	Alternate Top Bevel	0°	2,4	1,8	-	1	10	5604630140416



Tooth Angle



Tooth Thickness



Body Thickness

Note: The technical information provided, verbally or in writing, is based on our current knowledge and should be regarded as non-binding collaboration. The use of the product is beyond our control, therefore we disclaim all liability for improper use of the product. The customer is responsible for confirming and evaluating (through testing) whether the product is suitable for the process and type of use in question. Our purpose is exclusively to guarantee the quality of the products according to our standards.

SAFETY RULES

Before operating CHEMITOOL TCT Saw Blades, please read these instructions carefully and retain it for future reference.

These instructions must accompany the operator regardless of its use, industrial, professional or non-professional. For detailed and complete safety information on EN847-1, be sure to also read the instruction manual of the machine to be used.

1) Product storage.

CHEMITOOL TCT saw blades must be handled with care and properly stored in a dry environment, ensuring that the packaging is not damaged.

The storage of TCT saw blades should be done in a stable place, preferably above the ground, thus avoiding humidity and, if possible, in a properly ventilated area.

2) Importance of careful machine maintenance.

The most common cause of disc breakage can be related to incorrect rotations per minute from use, abuse and/or careless handling of the machine. Therefore, adapting the regular maintenance, service and inspection procedures of the machine is of great importance to increase the useful life of the machine and TCT saw blade.

Regular inspection and maintenance procedures are the responsibility of the user. All machines should be regularly inspected to make sure the blade fit is in good condition in terms of size and shape. It is also important to check if the speed at which the machine is operating is within the safety standards indicated by the manufacturer, so that there are no deviations that could risk the nominal speed of the disc in use. Complementing the obligations of the EN847-1 standard.

WARNING: The use of the TCT saw blade can generate and/or release dust residue, which can cause serious and permanent respiratory or other injuries. Always wear respiratory protection suitable for dust exposure. When using the TCT saw blade, direct the cutting part away from your face and body.

Make sure that the TCT saw blade is suitable for the intended purpose as indicated on the product and in the applications table. In case of doubt, contact the supplier.

3) The following "MUST" and "MUST NOT" should be used as a guide for the proper use of a TCT saw blade.

MUST always handle and store TCT saw blades with care.

MUST perform an inspection of the maximum machine rotations and make sure that it does not exceed the maximum speeds marked on the TCT saw blade.

MUST visually inspect all discs for any cracks or breaks before assembling them in the machine. DO NOT USE DAMAGED TCT SAW BLADES.

MUST make sure the hole diameter fits properly in the machine setting. It is clean, flat, and is suitable for the type of TCT saw blade to be assembled.

MUST ALWAYS use the machine protection, which covers at least more than half a disc.

MUST test new TCT saw blades in a protected area, with the protection on the machine, for at least one minute before use.

MUST ALWAYS wear protective goggles or a suitable face shield.

MUST ALWAYS wear personal protective clothing such as a mask, gloves, and hearing protection.

MUST hold the workpiece firmly before cutting.

MUST make sure the machine is disconnected from electrical or battery power supply and with the button in the off position before assembling a new disc.

MUST check the machine manufacturers specifications for the correct bore size. Select the correct reducing ring, and test it to ensure that it fits correctly.

MUST ensure that the tool flange is securely clamped to the blade body and NOT to the reducing rings if used.

DO NOT use the TCT saw blade that are broken or have been dropped, making them unsuitable for use.

DO NOT force the TCT saw blade when assembling on the machine or change the hole diameter. If you find that TCT saw blade does not fit correctly in the machine, you need to find one that fits correctly.

MUST NOT exceed the maximum rated speed present on the TCT saw blade.

DO NOT use fittings where the thread is not clean or there is some deformation of the thread, thus avoiding the correct connection between the flange and the thread.

DO NOT tighten the clamping flange with excessive force.

DO NOT use the TCT saw blade in machines that are not suitable for the saw blade's function.

DO NOT start the machine until the guard is properly assembled and secured.

DO NOT stand in front of a TCT saw blade while the machine is running.

DO NOT cut material for which the saw blade is not designed.

DO NOT use TCT saw blades, whose saw teeth dimensions are reduced to less than 1mm.

WARNING: To minimize the risk of accidents, always wear suitable eye and respiratory protection.

The user is responsible for the use of the TCT saw blade, ensuring that knowledge of the safety instructions has been strictly observed.

CHEMITOOL shall not be liable for any damage cause to persons, animals or objects in the event of failure to comply with the instructions and safety rules contained in this user's guide or improper maintenance of the tool.

Note: The technical information provided, verbally or in writing, is based on our current knowledge and should be regarded as non-binding collaboration. The use of the product is beyond our control, therefore we disclaim all liability for improper use of the product. The customer is responsible for confirming and evaluating (through testing) whether the product is suitable for the process and type of use in question. Our purpose is exclusively to guarantee the quality of the products according to our standards.